

Do 11 dec 2014

ROODMICROTEC 11/12/2014 12:12 CET

ROOD €0,236 CLOSED

Since Previous Close +0,001 (+0,43%)

Since Open +0,005 (+2,16%)

Volume 26.219 [12:12]

Previous Close €0,235 [10/12/2014]

Open €0,231

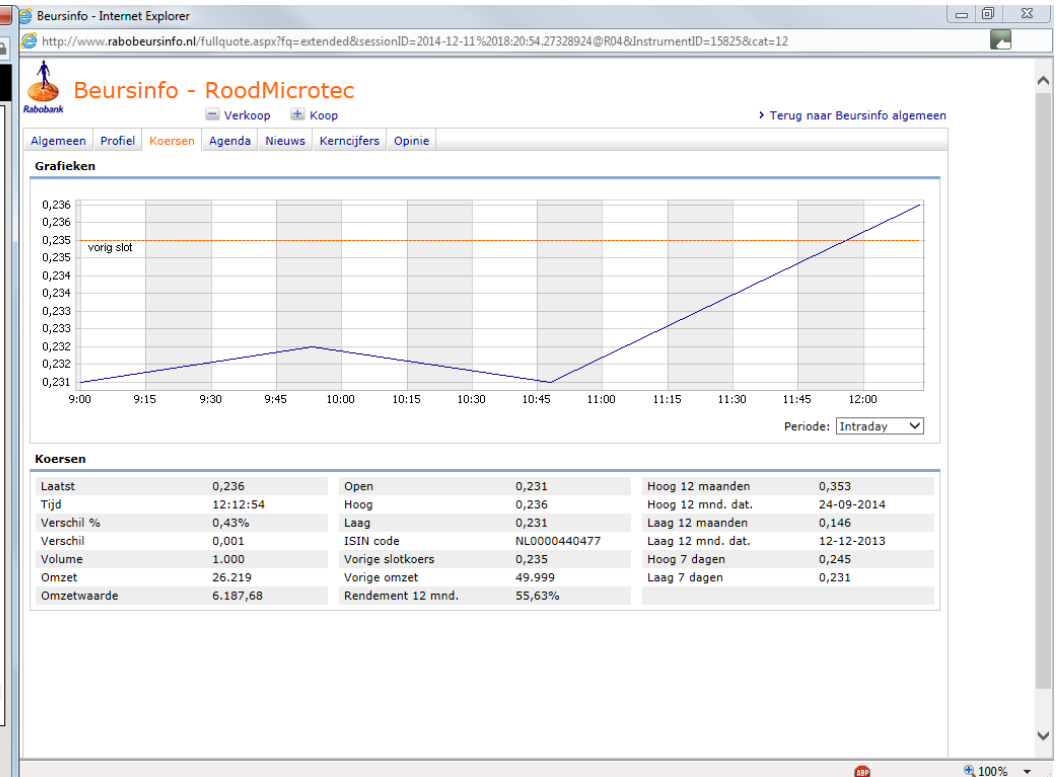
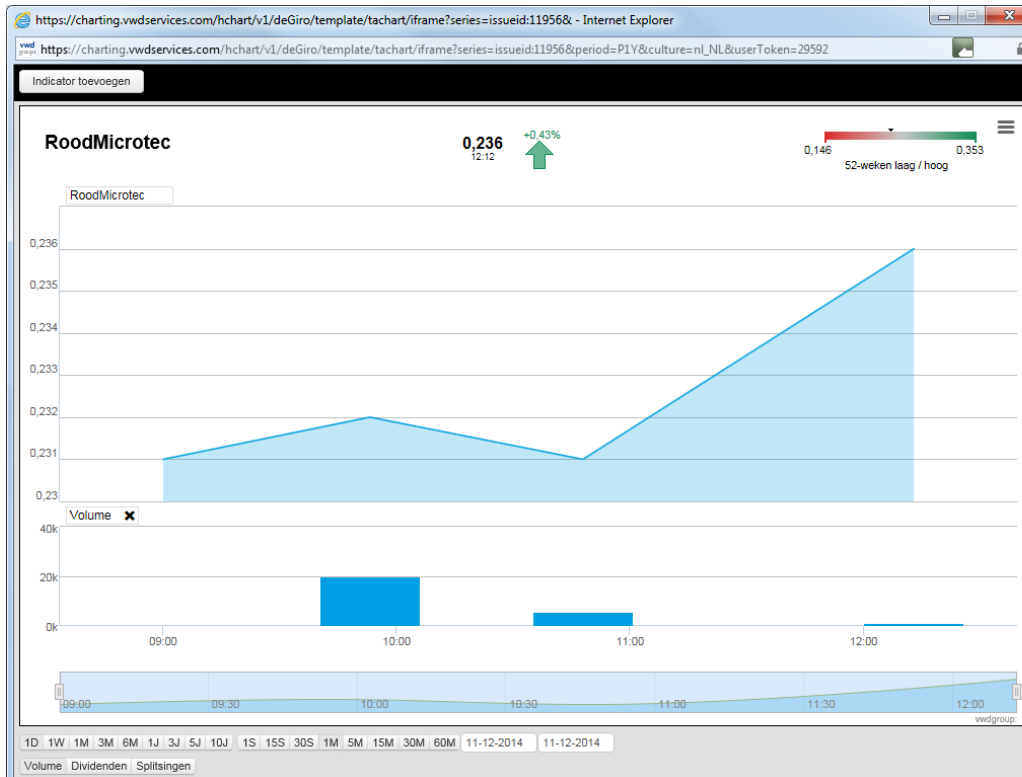
52 Week - -

Turnover €6.091,09

Transactions 8

Market Cap 10M€

Euronext Amsterdam ISIN NL0000440477



Wo 10 dec 2014

ROODMICROTEC 10/12/2014 17:22 CET

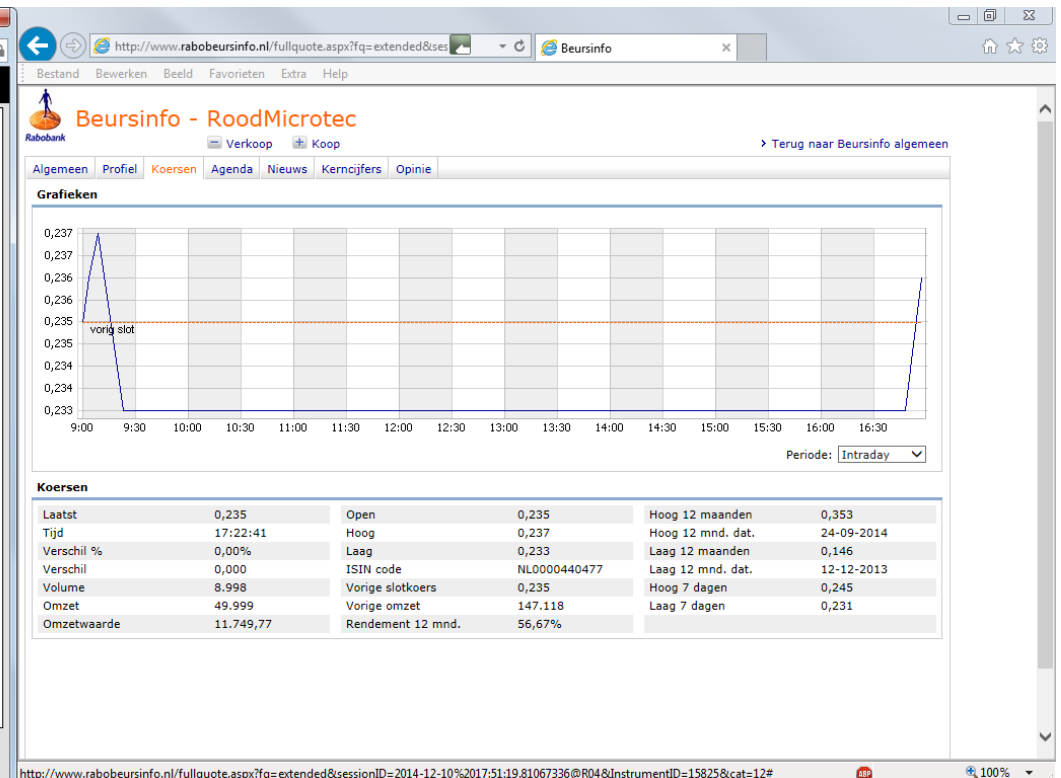
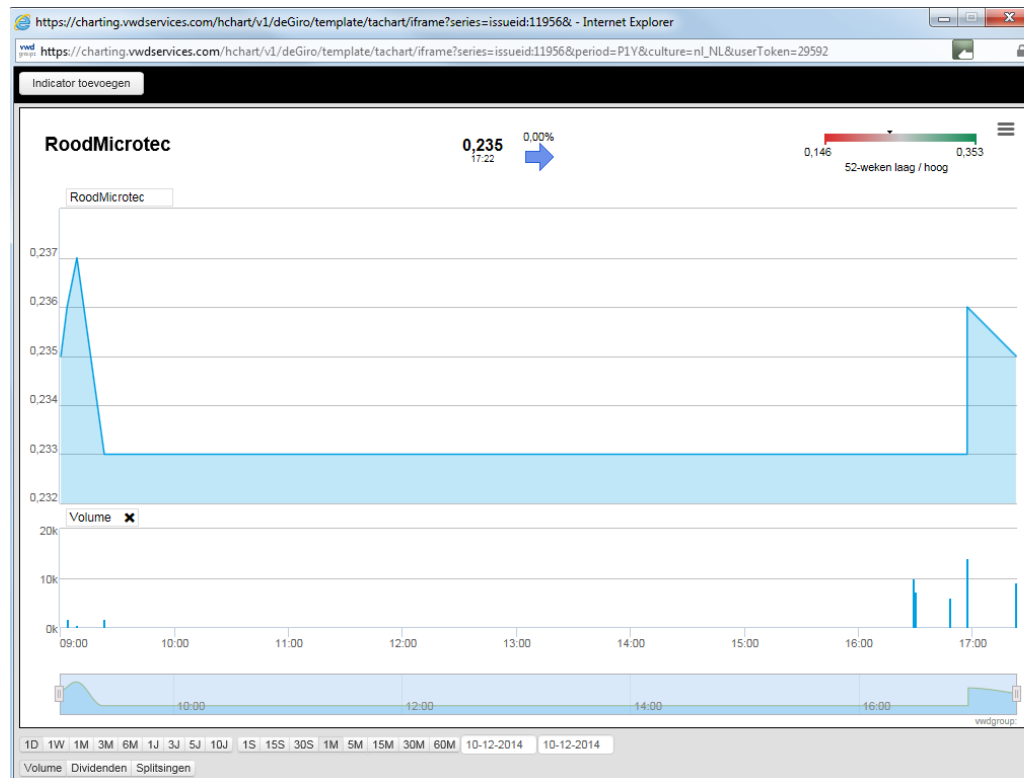
ROOD €0,235 CLOSED

Since Previous Close +0,00 (+0,00%)

Since Open +0,00 (+0,00%)

Volume	49.999 [17:22]
Previous Close	€0,235 [09/12/2014]
Open	€0,235
52 Week	- -
Turnover	€11.705,13
Transactions	14
Market Cap	10M€
Euronext Amsterdam	ISIN NL0000440477

Het koersverloop dat wordt getoond op de Rabo koersgrafiek (rechter grafiek) is onjuist vanaf rond 17:00u.



Di 09 dec 2014

ROODMICROTEC 09/12/2014 17:35 CET

ROOD €0,235 CLOSED

Since Previous Close -0,004 (-1,67%)

Since Open +0,00 (+0,00%)

Volume	136.118 [16:33]
Previous Close	€0,239 [08/12/2014]
Open	€0,235
52 Week	- -
Turnover	€32.290,82
Transactions	26
Market Cap	10M€
Euronext Amsterdam	ISIN NL0000440477

Het koersverloop dat wordt getoond op de Rabo koersgrafiek (rechter grafiek) is onjuist na 16:00u. De trades om 16:33u (bijna 52k stukken) en 17:29u worden niet getoond.

